


















Words to practise for The Phonics Screening Test – Week 1.

Please sit with your child to read through the following words. Your child needs to:

- Identify the 'special friends'. (Where 2 or more letters represent one sound)
- 'Fred Talk' the word. (Say the sounds)
- Say the word.

Please encourage this routine for each word, even if they can read it without the Fred Talk. The words are a mixture of real words and nonsense words; these are denoted by the alien picture.

fip		pon	
hab		ulb	
chip		jazz	
farm		thorn	
poth		shan	
veen		quorg	
trap		snarl	
milk		moist	
clisk		thrand	
strad		scroy	
nigh		brown	
main		rude	
bluns		skarld	
splot		strabe	
drink		crowds	
splat		stripe	
index		turnip	
waiting		portrait	
groiks		flods	