


















Words to practise for The Phonics Screening Test – Week 3.

Please sit with your child to read through the following words. Your child needs to:

- Identify the 'special friends'. (Where 2 or more letters represent one sound)
- 'Fred Talk' the word. (Say the sounds)
- Say the word.

Please encourage this routine for each word, even if they can read it without the Fred Talk. The words are a mixture of real words and nonsense words; these are denoted by the alien picture.

fot		keb	
gan		ulp	
thin		peck	
torn		cheek	
frem		cloin	
bulm		harnd	
freed		dress	
fund		think	
jair		clain	
yewn		tabe	
toy		spike	
fuel		name	
kigh		girst	
baim		yune	
comic		giving	
pumpkin		fighters	
grand		cloaks	
scrap		strike	
sprop		strow	